

## UNIT 1B Study Guide

+	-	×	÷	=
sum increased combine plus more than	difference decreased less than take away	product times factor twice (2x's) triple (3x's)	quotient divide into out of split break up	is total result same as equivalent to

# ROUNDING

1. Underline the place being rounded.
2. Look at the number to the right.
3. 5 or higher raise the underlined number.
4. 4 or lower keep the underlined number the same.
5. Change all the numbers to the right of the underlined number to zero.











*Example*  
Round to the nearest hundred

1,239  
1,239  
1,239  
1,200

0 1 2 3 4 5 6 7 8 9 10  
4 or lower keep it the same  
5 or higher raise it higher

# UNIT 1B Study Guide

## Ordinal Numbers:


first		sixth	
second		seventh	
third		eighth	
fourth		ninth	
fifth		tenth	


## Cardinal Numbers:



## Time Study Guide

 digital  analog

	AM	PM
	eat breakfast	eat dinner
	school starts	bedtime
	wake up	do homework
	get dressed	get out of school



60 minutes = 1 hour  
 24 hours = 1 day  
 7 days = 1 week  
 365 days = 1 year



Created by: Julie Goode